

Datasheet

RCE-WDGE

Free-standing Mount Adapter

What is the RCE-WDGE?

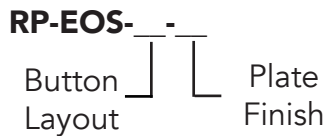
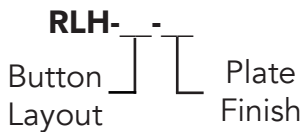
The RCE-WDGE is a freestanding mount adapter designed to integrate with the RCE-CLASSIC-SB (with an RCM/RNC) or the XCE-EOS-SB (with an RK-EOS) to be used as a handheld device.

Available Finishes

RLH and RP-EOS coverplates are sold separately which can be used on the RCE-WDGE with the RCE-CLASSIC-SB or the XCE-EOS-SB, the part codes are:

RCM/RNC

RK-EOS



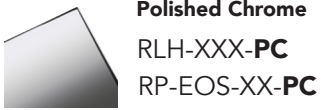
Polished Brass

RLH-XXX-PB
RP-EOS-XX-PB



Satin Chrome

RLH-XXX-SC
RP-EOS-XX-SC



Polished Chrome

RLH-XXX-PC
RP-EOS-XX-PC



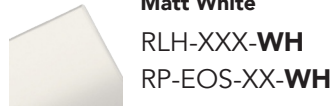
Antique Brass

RLH-XXX-AB
RP-EOS-XX-AB



Matt Bronze

RLH-XXX-BM
RP-EOS-XX-BM



Matt White

RLH-XXX-WH
RP-EOS-XX-WH



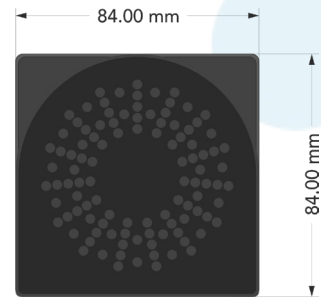
Matt Black

RLH-XXX-MB
RP-EOS-XX-MB

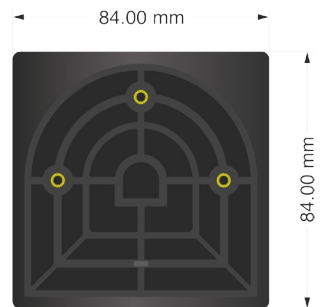
Technical Data

Dimensions	84x84x25mm Surface Angle 15 °
Fixings	3 x M3.5 2 x Adhesive pad
Weight	60g
Materials	Silicone Brass
Standards	UKCA CE

Dimensions



Back



Surface



Side

Installation

RCE-CLASSIC-SB [RCM/RNC]
[Instruction Manual.](#)

XCE-EOS-SB [RK-EOS]
[Instruction Manual.](#)