



Datasheet

DIN-8S

8-Channel Switching Module



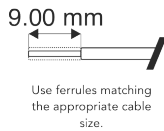
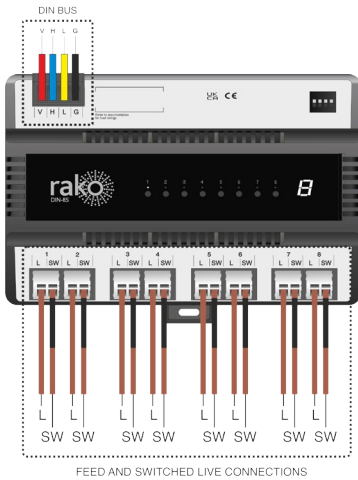
Overview

The DIN-8S is an eight-channel switching module designed for DIN rail-mounted enclosures.

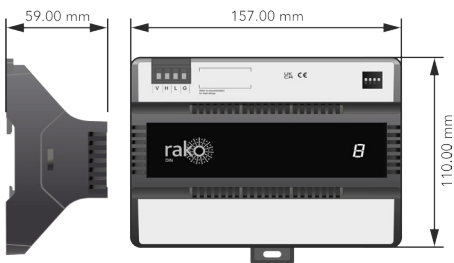
The DIN-8S is configured using Rasoft Pro. Once configured, it can be used in a Rako Wired System and controlled via Rako Wired Keypads such as the WK-EOS or WCM.

The DIN-8S can be controlled using Rako Wireless Keypads such as the RK-MOD and RNC when used in conjunction with a WK-HUB or WRB100.

Connections



Dimensions



Installation and Setup

For information on installing and setting up the DIN-8S, see the [Instruction Manual](#).

Specification

Mechanical

Dimensions	W157xH110xD59mm Width = 9 DIN Modules
Weight	265g
Mounting	Top Hat DIN Rail IEC/EN 60715
Vertical Clearance	150mm
Cable Size	DIN Bus: 0.5–1.5mm ² (20–15 AWG) Input/Load: 1.0–2.5mm ² (17-13 AWG)
Terminals	DIN Bus - 4-way screw terminal Outputs - Push terminal

Electrical

Input Supply Voltage	230 V AC +10% / -15%
Total Rated Current	10A
Typical Loads	Non dimmable loads or other outputs that require mains switching as defined by IEC/EN 60669-2-1.
Maximum Load	Mains LED - 300W Incandescent - 600W Transformer - 300W (cos φ => 0.6) Motor - 1A (1/3 HP Fan)
Certification & Standards	RoHS UKCA, CE EN 60669-2-5
Communication	DIN Bus (DPU Usage: 8)
Operating Temperature	+2 °C to +40 °C
Climate Range	Temperature +2C to +40C Humidity +5% to 90% non condensing

