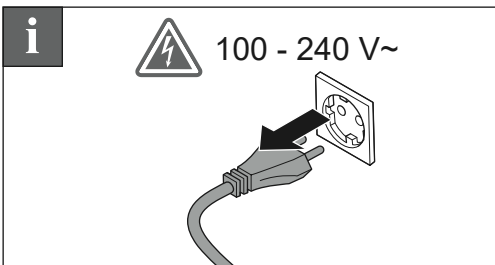
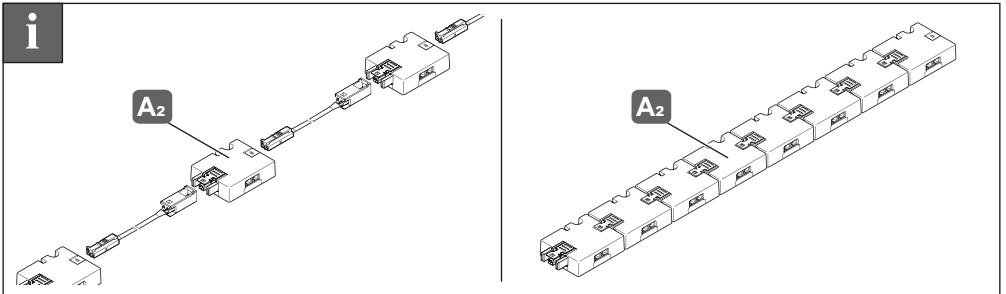
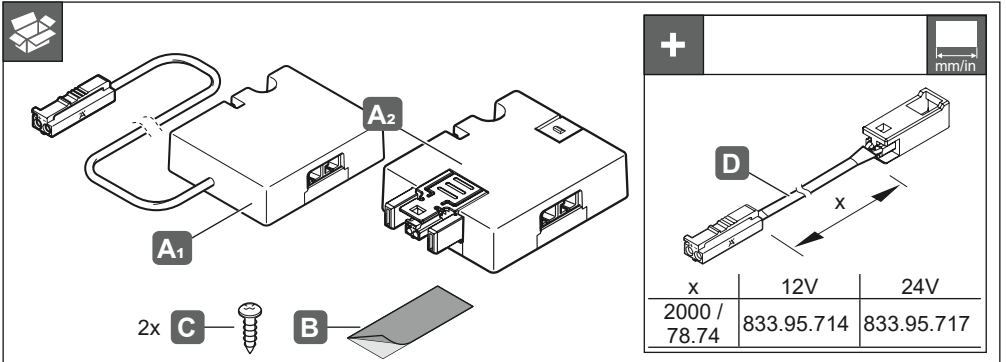


2-way distributor 12 V / 24 V

833.77.842
833.77.843

833.95.901
833.95.902

		12/24 V System	= V_{out}	W	A	mm / inch	T _A
833.95.901		12 V	2 x 12 V	0 - 60 W	5.00	60 x 50 x 16 2.36 x 1.96 x 0.62	-20 °C - +45 °C -4 °F - +113 °F
833.95.902							
833.77.842		24 V	2 x 24 V	0 - 120 W	5.00		
833.77.843							



732.24.106

HDE 20.09.2023

