






# Data Sheet | Item Number: 221-423

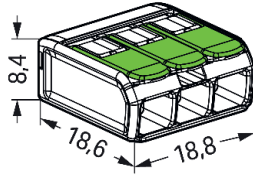
Splicing connector with levers; for all conductor types; max. 4 mm<sup>2</sup>; 3-conductor;  
transparent housing; Surrounding air temperature: max 85°C (T85); 4,00 mm<sup>2</sup>; trans-  
parent

<https://www.wago.com/221-423>



Color: ☐ transparent





Dimensions in mm

**Splicing connector with levers, 221 Series, transparent**

Fault-free electrical installations are guaranteed with splicing connector with levers (item number 221-423). Whether for intercom system wiring or connecting electrical ovens, WAGO's 221 Series splicing connector allows you to quickly and securely connect different conductor types. Its compact design offers an efficient solution that simplifies your work. This splicing connector has a rated voltage of 450 V and can handle currents up to 32 A, making it ideal for high-load applications. Conductors should only be connected to splicing connector with levers if their strip length is 11 mm. This product incorporates conductor terminals and utilizes CAGE CLAMP®. Our CAGE CLAMP® connection provides a proven and maintenance-free way to connect all types of conductors. You do not need to prepare the conductor in any way, such as crimping ferrules. The dimensions are 18.8 x 8.4 x 18.6 mm (width x height x depth). Depending on the conductor type, splicing connector with levers is suitable for conductor cross sections ranging from 0.2 mm² to 4 mm².

WAGO's 221 Series Splicing Connector with levers impresses with its innovative design for different conductor cross-sections. That's why WAGO's lever-equipped splicing connector holds a unique trademark within electrical interconnection technology. The flat levers, which fit seamlessly into the 221's base, act like a cast when closed and can be positioned neatly in any housing without disturbing edges. Due to the wide design of each lever, they can all be operated perfectly without tools for convenient conductor terminations. The transparent housing displays robust technology and enables immediate visual inspection for the correct contact of solid, stranded and fine-stranded conductors. Resembling piano keys, the levers' design perfectly combines the functional and aesthetic connection technology "Made by WAGO."

In addition to regenerative, the new Green Range Splicing Connector with levers consists of 77% bio-circular PC (housing) and at least 27% recycled PBT (levers). This product is designed for specific Ex applications (please refer to the product datasheet).

## Notes

General safety instructions

**NOTICE: Observe installation and safety instructions!**

- **Only to be used by electricians!**
- Do not work under voltage/load!
- Use only for proper use!
- Observe national regulations/standards/guidelines!
- Observe technical specifications for the products!
- Observe the number of permissible potentials!
- Do not use damaged/dirty components!
- Observe conductor types, cross-sections and strip lengths!
- Insert conductor until it hits the product's backstop!
- Use original accessories!

**To be sold only with installation instructions!**

Safety Information

in grounded power lines

## Electrical data

Ratings per			EN 60664			Approvals per			UL 486C		
Overvoltage category	III	III	II			Use group	B	C	D		
Pollution degree	3	2	2			Rated voltage	-	600 V	-		
Nominal voltage	-	-	450 V			Rated current	-	20 A	-		
Rated surge voltage	-	-	4 kV								
Rated current	-	-	32 A								

## Connection data

Clamping units	3	<b>Connection 1</b>									
Total number of potentials	1	Connection technology									
		CAGE CLAMP®									
		Actuation type									
		Lever									
		Connectable conductor materials									
		Copper									
		Nominal cross-section									
		4 mm² / 12 AWG									
		Solid conductor									
		0.2 ... 4 mm² / 24 ... 12 AWG									
		Stranded conductor									
		0.2 ... 4 mm² / 24 ... 12 AWG									
		Fine-stranded conductor									
		0.14 ... 4 mm² / 24 ... 12 AWG									
		Strip length									
		11 mm / 0.43 inches									
		Wiring direction									
		Side-entry wiring									

## Physical data

Width	18.8 mm / 0.74 inches
Height	8.4 mm / 0.327 inches
Depth	18.6 mm / 0.732 inches

## Material data

Note (material data)

[Information on material specifications can be found here](#)




Color	transparent
Material group	Illa
Housing material	bio-circular PC
Insulation material (main housing)	Polycarbonate (PC)
Insulation material (actuator)	PBT from post-consumer recycled material
Flammability class per UL94	V2
Fire load	0.075 MJ
Actuator color	green
Weight	2.5 g


Environmental requirements	
Ambient temperature (operation)	+85 °C
Continuous operating temperature	105 °C
Temperature marking per EN 60998	T85

Commercial data	
PU (SPU)	500 (50) pcs
Packaging type	Box
Country of origin	DE
GTIN	4066966345438
Customs tariff number	85369010000

Product classification	
UNSPSC	39121409
ETIM 9.0	EC000446
ETIM 8.0	EC000446
ECCN	NO US CLASSIFICATION

Environmental Product Compliance	
RoHS Compliance Status	Compliant, No Exemption

Approvals / Certificates								
General approvals		Declarations of conformity and manufacturer's declarations						
  								
Approval	Standard	Certificate Name						
CCA DEKRA Certification B.V.	EN 60998	NTR NL-7990						
cULus_Listed_667F Underwriters Laboratories Inc.	UL 486C	UL-CA-L69654						
ENEC 05 DEKRA Certification B.V.	EN 60669	71-152248						
		<table> <tr> <th>Approval</th><th>Standard</th><th>Certificate Name</th></tr> <tr> <td>EU-Declaration of Confor- mity WAGO GmbH &amp; Co. KG</td><td>-</td><td>-</td></tr> </table>	Approval	Standard	Certificate Name	EU-Declaration of Confor- mity WAGO GmbH & Co. KG	-	-
Approval	Standard	Certificate Name						
EU-Declaration of Confor- mity WAGO GmbH & Co. KG	-	-						

Downloads	
Environmental Product Compliance	
Compliance Search	
Environmental Product Compliance 221-423	

## CAD/CAE-Data

CAD data

2D/3D Models 221-423



## 1 Compatible Products

### 1.1 Optional Accessories

#### 1.1.1 General accessories

##### 1.1.1.1 Empty housings



**Item No.: 207-4301**

Junction box; Branch; for multicore cables; 221 Series; max. 4 mm<sup>2</sup> connectors; without splicing connectors; white

##### 1.1.1.2 Moisture protection



**Item No.: 207-1331**

Gelbox; Branch; for cables; with gel; 221, 2x73 Series; max. 4 mm<sup>2</sup> connectors; without splicing connectors; Size 1; gray



**Item No.: 207-1333**

Gelbox; Branch; for cables; with gel; 221, 2x73 Series; max. 4 mm<sup>2</sup> connectors; without splicing connectors; Size 3; gray

### 1.1.2 Jumper

#### 1.1.2.1 Jumper



**Item No.: 221-941/000-006**

Jumper; for conductor entry; 2-way; insulated; blue



**Item No.: 221-942/000-006**

Jumper; for conductor entry; 2-way; insulated; blue



**Item No.: 221-941**

Jumper; for conductor entry; 2-way; insulated; dark gray



**Item No.: 221-942**

Jumper; for conductor entry; 2-way; insulated; dark gray

### 1.1.3 Mounting adapter

#### 1.1.3.1 Mounting accessories



**Item No.: 221-500/000-006**

Mounting carrier; 221 Series - 4 mm<sup>2</sup>; for DIN-35 rail mounting/screw mounting; blue



**Item No.: 221-500/000-053**

Mounting carrier; 221 Series - 4 mm<sup>2</sup>; for DIN-35 rail mounting/screw mounting; dark gray-yellow



**Item No.: 221-500**

Mounting carrier; 221 Series - 4 mm<sup>2</sup>; for DIN-35 rail mounting/screw mounting; orange



**Item No.: 221-503/000-004**

Mounting carrier; for 3-conductor terminal blocks; 221 Series - 4 mm<sup>2</sup>; for screw mounting; black



**Item No.: 221-503**

Mounting carrier; for 3-conductor terminal blocks; 221 Series - 4 mm<sup>2</sup>; for screw mounting; white



**Item No.: 221-513/000-004**

Mounting carrier; for 3-conductor terminal blocks; 221 Series - 4 mm<sup>2</sup>; with snap-in mounting foot for horizontal mounting; black



**Item No.: 221-513**

Mounting carrier; for 3-conductor terminal blocks; 221 Series - 4 mm<sup>2</sup>; with snap-in mounting foot for horizontal mounting; white



**Item No.: 221-523/000-004**

Mounting carrier; for 3-conductor terminal blocks; 221 Series - 4 mm<sup>2</sup>; with snap-in mounting foot for vertical mounting; black



**Item No.: 221-523**

Mounting carrier; for 3-conductor terminal blocks; 221 Series - 4 mm<sup>2</sup>; with snap-in mounting foot for vertical mounting; white

## Installation Notes

### Conductor termination



Strip conductor to 11 mm



Termination: Lift the lever to open the clamping unit and insert a stripped conductor



Then lower the lever to close the clamp

## Testing



Testing via test slots

## Application



Wiring in the distribution box