

RELAYS

TRUE DELAY OFF TIMER TDOT

Din rail mounting process timer in a din style housing. Multivoltage. True delay OFF function needs no power to time out. 16A changeover contact. LED indication for coil power and timer running.



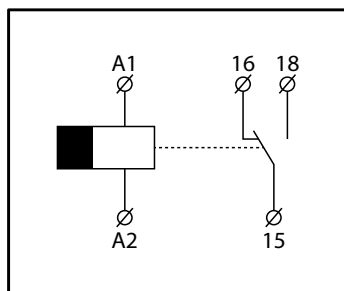
General Characteristics

Standards	EN61812-1, EN60947-5-1
Number of poles	1CO
Contact material	AgNi
Rated Current	16A
Rated Voltage	300V
Supply Voltage	12 - 240V AC/DC
Supply Frequency	50/60 Hz
Minimum power-up time	3s
Repeat Accuracy	0.2% of set time
Coil tolerance	85 - 110 %
Mechanical life	10 000 000 ops
Electrical life	100 000 ops
Terminal Capacity	up to 2.5mm ²
Terminal type	Screw Clamp
Tightening Torque	0.7 Nm
Width	17.5mm
Height	76mm
Depth	61mm
Weight	86g

Time Ranges

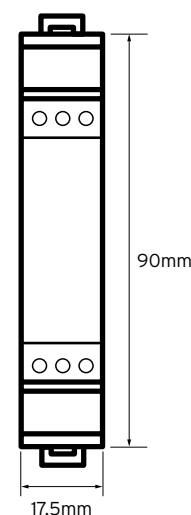
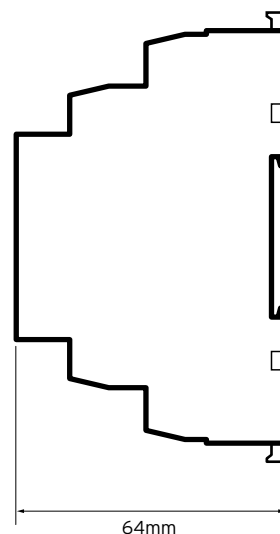
Minimum	Maximum
0.1s	1s
1s	10s
10s	100s
1m	10m

Wiring Diagram



Note- Power must be applied to the timer for a minimum of 3 seconds to ensure correct operation.

Technical Drawing



Additional Information

This product is for use by skilled persons or instructed persons. The installation of this product must comply with current IEE regulations. Terminals, including those factory fitted, must be checked for correct tightness before commissioning. All terminals should be periodically checked for correct tightness. The data herein serves only to describe the product and should not be regarded as representing guaranteed properties in the legal sense. We reserve the rights of modification, whilst every care has been taken in ensuring the accuracy of this catalogue, the Supplier accepts no liability whatsoever for any eventuality arising from errors or omissions within its catalogues, brochures or within any online presence.