



# SURETRACE™

## CIRCUIT TRACER





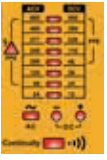








Your IDEAL troubleshooting solution. Designed to find everything, while saving you time and money.

- Finds:
  - Breakers and fuses
  - Splice errors
  - Dead shorts
  - Energised/de-energised conductors in walls, ceilings and floors
- Works on 3-phase systems
- Indicates voltage level (61-948)
- Tests for continuity (61-948)



# SURETRACE™ KIT OPTIONS

	61-946 SureTrace™ Circuit Tracer 0-480V AC/DC	61-948 SureTrace™ Plus Circuit Tracer 0-600V AC/DC
	 <p>Residential Commercial</p>	 <p>Commercial Industrial</p>
Transmitter*	 <p>TR-946</p> <ul style="list-style-type: none"><li>• CAT III 480V, range 0-480V AC/DC</li><li>• Indicators: Power, energised circuit, CertainCircuit™, battery level</li><li>• Kickstand</li><li>• Magnetic hanging strap clip (sold separately, UMHS-757)</li></ul>	  <p>TR-948</p> <p>Voltage Level Indicator</p> <p>Continuity Test</p> <ul style="list-style-type: none"><li>• CAT III 600V, range 0-600V AC/DC</li><li>• Indicators: AC/DC voltage and DC polarity, power, energised circuit, battery level</li><li>• Voltage level indicator and continuity test</li><li>• Kickstand</li><li>• Magnetic hanging strap clip (sold separately, UMHS-757)</li></ul>
	 <p>RC-946</p> <ul style="list-style-type: none"><li>• Single LED screen with backlight</li><li>• Displays: Signal strength, sensitivity level, energised circuit, CertainCircuit™, peak signal strength and battery level</li><li>• Functions: Sensitivity setting, mute, Backlight, on/off</li></ul>	  <p>RC-948</p> <ul style="list-style-type: none"><li>• Dual high visibility displays, patented 180° main and TightSight® secondary displays</li><li>• Displays: Signal strength, sensitivity level, energised circuit, peak signal, EF and NCV (when in NCV Mode) and battery level</li><li>• Functions: Sensitivity setting, mute, NCV, on/off</li><li>• Torch light function for use in poor lighting conditions</li></ul>
Leads/ Accessories	 <p>TL-958UK/TL-958EU</p> <ul style="list-style-type: none"><li>• (1) Outlet plug adaptor (live and neutral only)</li><li>• (2) Blade prongs, live and neutral (one pair)</li><li>• (1) Ground prong</li><li>• (2) Alligator clips</li><li>• (2) 90 cm (3') lead adaptors</li></ul>	
	 <p>C-946</p> <ul style="list-style-type: none"><li>• Padded nylon pouch w/handle</li><li>• Transmitter and receiver retained by straps</li><li>• Side panel pockets for battery storage</li><li>• Large pocket for lead/accessory storage</li></ul>	 <p>C-950</p> <ul style="list-style-type: none"><li>• Moulded hard case with handle and metal clips</li><li>• Slots for transmitter, receiver and clamp</li><li>• Side slot for battery storage</li><li>• Large slots lead/accessory storage</li></ul>

**IMPORTANT:** This tracer is intended for use by qualified electricians. Follow local standards for Electrical Safety in the Workplace when using this tester. Always consult the instruction manual provided with the tester for operational limitations and procedures associated with a specific tester.

\*The transmitter is to be used only on DC, or 50 or 60 Hz AC energised lines.  
Output from VFD's (variable frequency drive), shipboard voltage inverters or dimmers will damage the unit.



IDEAL Electrical™

Unit 3, Europa Court, Europa Boulevard, Warrington, WA12 9UA, United Kingdom  
Tel.L +44 (0)1925 444 446 | eur.sales@idealindustries.com | idealind.com