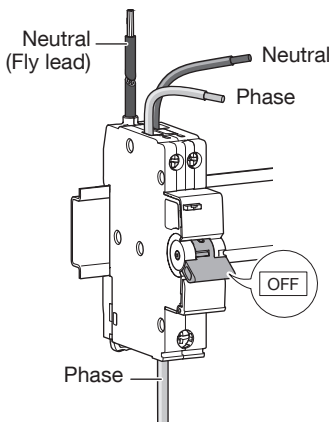


**Residual current operated circuit-breaker
RCBO with switched neutral 6 to 32A**



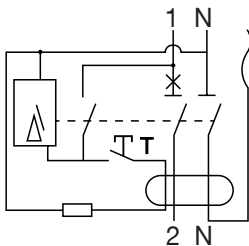
This device is to be installed only by a professional electrician fitter according to local applicable installation standards.
Do not plug in or unplug this product when it is live.

Electrical connection



This device can be supplied either from the top or bottom without any alteration of its functions (bi-directional device).

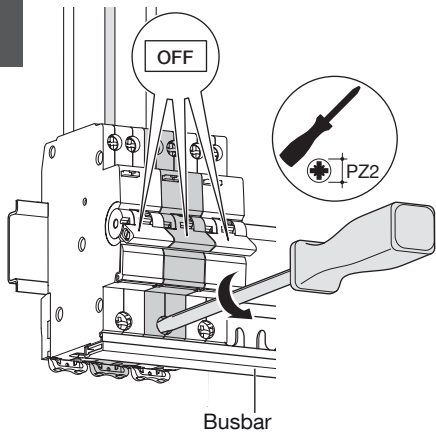
230/240V~50Hz



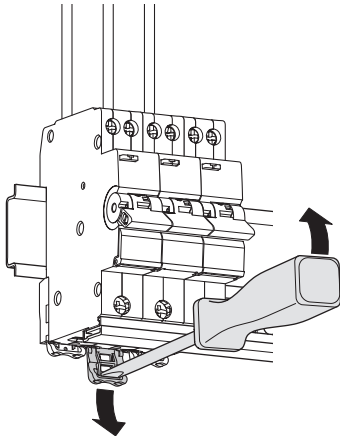
	BOTTOM	TOP
(mm ²)	1 to 16 2 x 10	1 to 16 2 x 6
	12 mm	10 mm
	⊕ PZ2	⊕ PZ2
	2,1 Nm	1,9 Nm

Easy dismantling with the plastic DIN rail clip

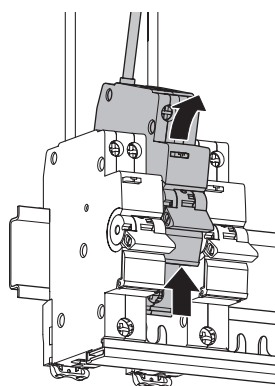
01



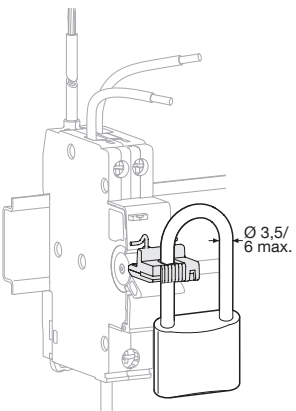
02



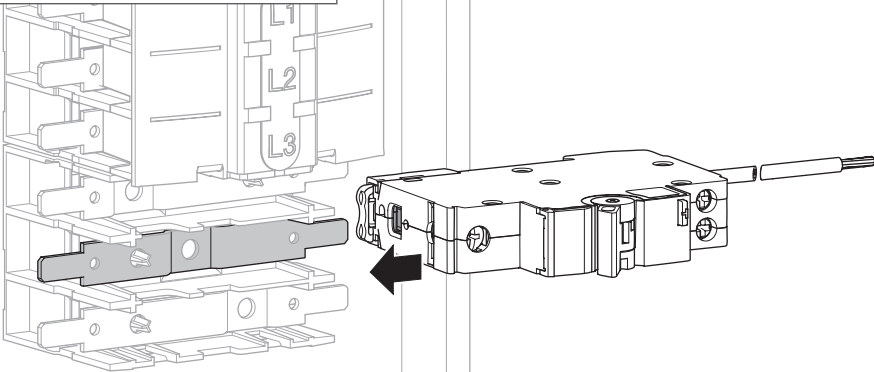
03



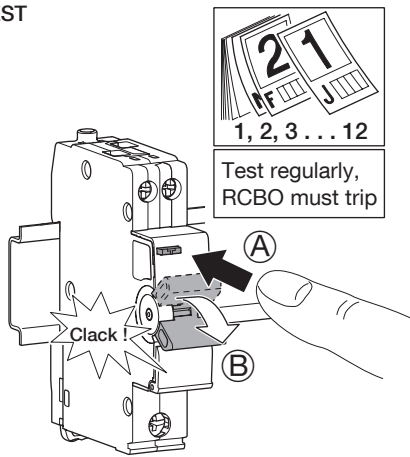
Locking device for handle MZN175



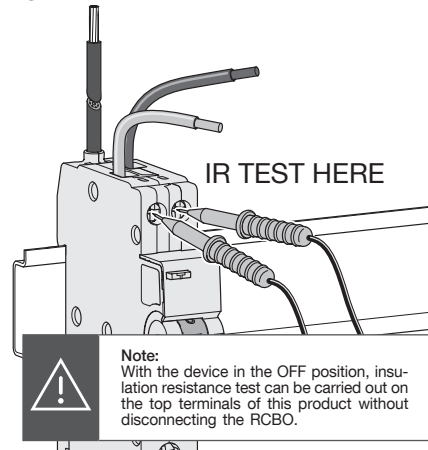
RCBO 1 module suitable for DIN rail mount & Invicta panel board (excluding UK market)



TEST



IR TEST



Information

EVCS Guidance notes

ADC932R 32A RCBO

Where a ADC932R RCBO is used to supply a 7.5Kwh car charger **10mm²** cable must be used from the RCBO to the installed vehicle charge point.

Can only be used in a 6 way or larger enclosure for this application.

Guidance Notes for All 100A Dual RCCB Flush Consumer Units

ADC932R 32A RCBO is not verified in any Flush 100A Dual RCCB consumer units for the continuous loading of a 7.5Kwh car charger and **MUST** not be used.