



Temperature Range	5-35°C, 41-95°F	°C / °F Option	Y
White Back Lit Screen	Y	Built In Air Sensor	Y
Non-Programmable Mode	Y	Remote Air Sensing Mode	Y
5/2 Day Programming Mode	Y	Floor Sensing Mode	Y
7 Day Programming Mode	Y	Remote Probe Included	N
24 Hour Mode	Y	Floor Temp Limit Protection	Y
Number of Heating Levels	4	Approach Sensor	Y
Optimum Start	Y	WIFI Network	802.11 b/g/n
Number of Switching Times (Timer mode)	4	Frequency range	2.4 GHz
Holiday Function	Y	Max Switching Current	3A
Keylock Function	Y	Accuracy +/-	1°C
Temperature Hold Function	Y	Adjustable Switching Differential	1°C - 3°C
Temperature Override	Y	Supply	230V AC
Temperature Override Limit	Y	Installed Dimensions	85x85x13mm (L,H,D)
Output Delay	Y	Weight	136g
Frost Protection (7°C - 17°C)	Y		

Feature Table - Thermostat Mode

FEATURE	DESCRIPTION	SETTING
01	Pairing	Used to add zone to the app
02	Switching Differential	00 = 0.5°C 02 = 2.0°C 01 = 1.0°C (Default) 03 = 3.0°C
03	Frost Protection Temperature	07° - 17°C (12°C = Default)
04	Output Delay	00 - 15 Minutes (00 = Default)
05	Up/Down Temperature Limit	00° - 10°C (00 = Default)
06	Sensor Selection	00 = Built in sensor, 01 = Remote Air Sensor Only 02 = Floor Sensor Only, 03 = Built in & Floor Sensor 04 = Remote Air & Floor Sensor (00 = Default)
07	Floor Temperature Limit	20° - 45°C (28°C = Default)

FEATURE	DESCRIPTION	SETTING
08	Optimum Start	00 - 05 Hours (00 = Default)
09	Rate of Change	Minutes to raise by 1°C
10	Not used on this model	
11	Not used on this model	
12	Program Mode	00= Non-Programmable, 01 = Weekday/Weekend (Default), 02 = 7 Day Programming, 03 = 24 Hour Mode
13	Temperature Format	00 = °C, 01 = °F (00 = Default)

Feature Table - Timer Mode

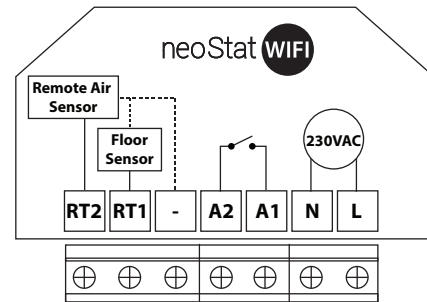
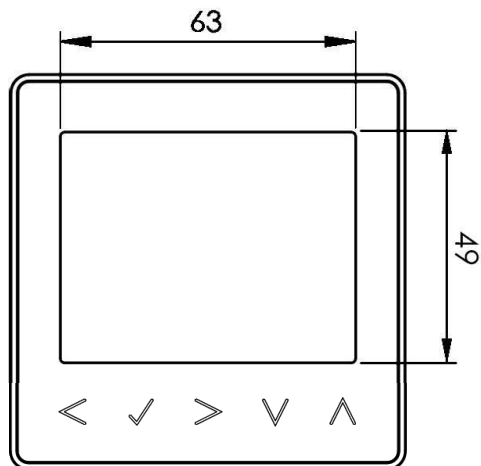
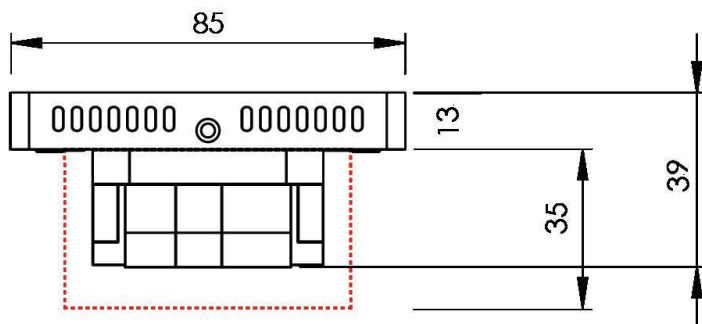
01	Pairing	Used to pair to the app
02	Program Mode	01 = Weekday/Weekend (Default), 02 = 7 Day Programming, 03 = 24 Hour Mode

Compatibility Apps



Integration

Product Dimensions (mm) & Wiring Specification



Wiring Detail

