

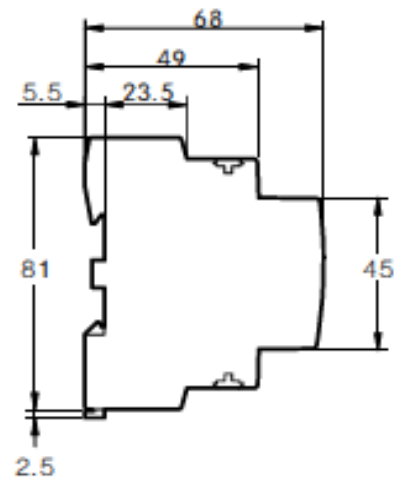
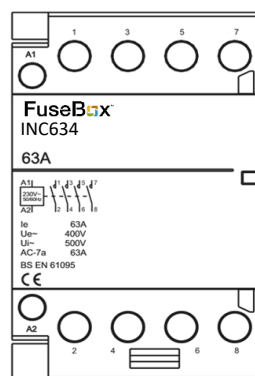
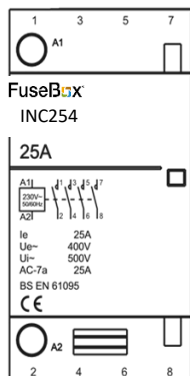
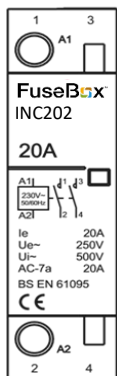
	INSTALLATION CONTACTORS (INC)									
	20		25		40		63		63	
	INC202		INC254		INC402		INC632		INC634	
RATING (Ith) A	20		25		40		63		63	
PART NUMBER	INC202		INC254		INC402		INC632		INC634	
GTIN-13	5060523520473		5060523520480		5060523520497		5060523524747		5060523520503	
INNER CARTON QUANTITY	1		1		1		1		1	
OUTER CARTON QUANTITY	6		4		4		4		3	
NUMBER OF POLES (N/O)	2		4		2		2		4	
WEIGHT (1PC) Kg	0.146		0.235		0.26		0.26		0.36	
DEVICE WIDTH (mm)	18		36		36		36		54	
HEAT DISSIPATION SPACERS (add 18mm to module width)	2x9mm(18mm)		2x9mm(18mm)		2x9mm(18mm)		2x9mm(18mm)		2x9mm(18mm)	
AC-7a (A)	20		25		40		63		63	
AC-7b (A)	6.4		15		8.5		20		20	
Ith (thermal) A	20		25		40		63		63	
Holding VA	2.7		4.6		4.6		6.5		6.5	
Inrush VA	9.2		34		34		53		53	
Dissipated W	1.2		1.6		1.6		2.1		2.1	
TORQUE SETTING (CONTROL CIRCUIT) A1 A2	0.8Nm		0.8Nm		0.8Nm		0.8Nm		0.8Nm	
TORQUE SETTING (POWER CIRCUIT)	0.8Nm		3.5Nm		0.8Nm		3.5Nm		3.5Nm	
MAXIMUM CABLE CAPACITY (mm ²)	4		16		4		16		16	
RATED VOLTAGE (Un/AC)	230V									
FREQUENCY (Hz)	50/60									
PROTECTION DEGREE (IP)	20									
MOUNTING	35mm DIN RAIL									
MATERIAL	PA6 NYLON									
ORIGIN OF MANUFACTURE	CHINA									



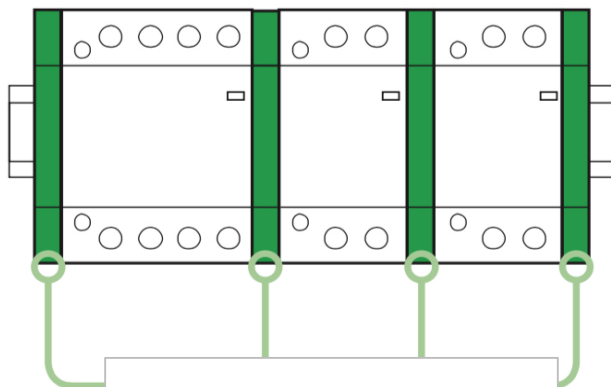
AC-7a: Small Inductive loads in domestic dwellings such as TV, mixers, drills, etc

AC-7b: Rotating machines in domestic dwellings such as fans, central vacuum cleaners, washing machines etc

DIMENSIONS



INSTALLATION



9mm spacers must be fitted either side of installation contactor to allow free air to circulate. (2x spacers are supplied FOC)

