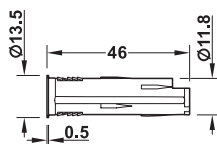


# LOOX MODULAR SWITCHES, FOR SNAP-IN CONNECTION

Where switches are not in-built or included choose from the wide range of Loox switches shown here and on the following pages. These Ø 12 mm switches can be recessed or surface mounted with the housings shown on page 5.81.

## Loox sensor switch, modular - touch-free soft on/off switching



- > Drill hole Ø 12 mm
- > Sensor range: 0-80 mm. Power consumption ≤0.3 W
- > Plastic
- > Order qty: 1 pc

IP20



On/off state is stored without the need for power supply (memory function)

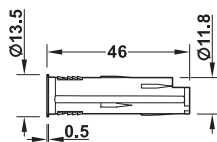
Finish

Cat. No.

Silver coloured

833.89.127

## Loox door sensor switch, modular - soft on/off switching



- > Drill hole Ø 12 mm
- > Sensor range: 0-100 mm. Power consumption ≤0.3 W
- > Plastic
- > Order qty: 1 pc

IP20



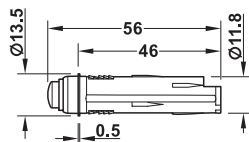
Finish

Cat. No.

Silver coloured

833.89.128

## Loox motion detector switch, modular - automatic on/off switching



- > Drill hole Ø 12 mm
- > Sensor range: 0-3000 mm. Power consumption ≤0.1 W
- > Sensor angle: 120°
- > Delay time: approx. 30 seconds
- > Plastic
- > Order qty: 1 pc

IP20



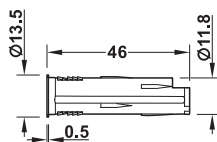
Finish

Cat. No.

Silver coloured

833.89.129

## Loox dimmer switch, modular - soft on/off switching



- > Drill hole Ø 12 mm
- > Power consumption ≤0.3 W
- > Sensor range (touchless only): 0-60 mm
- > Plastic
- > Order qty: 1 pc

IP20



Dimming value is stored without the need for power supply (memory function)

Finish

With contact

Touchless

Silver coloured

833.89.058

833.89.126



Please order lead with snap-in connector for modular switch to Loox driver separately, shown on page 5.83