



LIVE ELECTRICAL DISTRIBUTION UK LTD

4 Queensmead Place, Textilose Road, Manchester, M17 1PH
Tel: 0161 8702592 Web: www.liveelectrical.co.uk
E-mail: sales@liveelectrical.co.uk



Ensure that these instructions are made available to the end user for future reference.

© Product installation and operation guide



CHANGEOVER SWITCH IP66

CHANGEOVER SWITCH IP66

Description

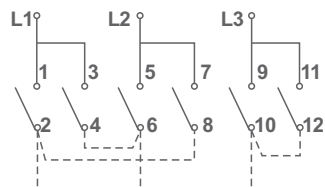
- The LVE range of changeover switch is presented in robust flame retardant enclosures for surface mounting.
- Water performance: The water isolation switch can effectively prevent water, rain, sand and other liquids from entering the switch and avoid short-circuit fault caused by water.
- Isolation function: Isolating the circuit and prevent the influence of circuit failure on other parts.
- 3 position with centre off.
- IP66 Water and dust protection.
- Knockouts top & bottom.
- Complies with BS EN60947-3.

Technical Data

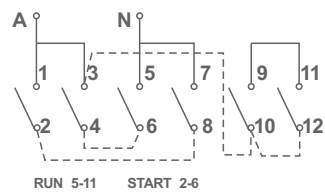
Pole No. : 3	Degree of protection: IP66
Related current (In): 20A, 25A, 32A, 63A	Related impluse withstand voltage: 6kV
Related voltage (Un): 220~500V	Insulation voltage: 690V
Related frequency: 50Hz	Material: ABS plastic
Standard: BS EN60947-3	Knockouts: 32+25 mm top and bottom

Wiring Diagram

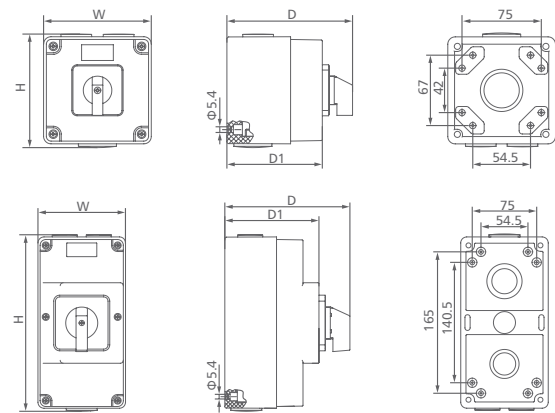
Three Phase Square changeover switch IP66



One Phase Square changeover switch IP66



Dimensions



Part No	Description	Box Qty	Dimensions			
			W	H	D1	D
CS3P20	3 Pole 20A Changeover Switch	40	101	110	90	120
CS3P25	3 Pole 25A Changeover Switch	40	101	110	90	120
CS3P32	3 Pole 32A Changeover Switch	40	101	110	90	120
CS3P63	3 Pole 63A Changeover Switch	40	101	210	110	148

Installation Notes

Avoiding in narrow, damp, or high-temperature environments to ensure stability and service life.

The wiring must be properly and reliably connected to prevent contact failure, short-circuit.

Paying attention to the color and markings of wiring to facilitate maintenance and repair in the future.

The switch can be fixed using expansion bolts to ensure that it does not move during use.

Checking the waterproof performance of the waterproof switch after installation.

The sealing elements, waterproof pas are installed correctly without damage or missing parts.