


FuseBox®

Circuit Protection



Making
Electricians
Smile



FB04




About FuseBox

FuseBox design and manufacture a wide range of low voltage electrical products for domestic applications.

FuseBox aim to provide high quality, competitively priced products to the wholesaler from stock and on time.

Our product portfolio includes consumer units and circuit protection.

About





Certificates

All FuseBox products are designed in accordance with current standards and independently tested.



Circuit Protection

The FuseBox circuit protection range of metal consumer units and protection devices, offers flexible versatile solutions for electrical installations.

Design Features


- T2 surge protection
- Earth and neutral terminal bars at the top
- Removable and raised DIN rail
- Round knock-outs on all faces
- Extra height for RCBO's
- 1mm electro-galvanised steel (zinc)
- RAL 9001 powder-coated finish
- Tail clamp (ACCF)
- Circuit identification labels
- Captive screws on front cover
- IP20XC
- BS EN61439-3



* Example shown F2006MX

T2 Surge Protection Consumer Units BS EN 61439-3

* Example shown F2010MX
* Device and blanks to be ordered separately (pages 14+15)



Main Switch Incomer (100A) With Surge

Part No.	Usable Ways	Tail Clamp Compatible	Dimensions
F2006MX	6 WAY (100A Main Switch) SPD T2	Included	10P
F2010MX	10 WAY (100A Main Switch) SPD T2	Included	14P
F2014MX	14 WAY (100A Main Switch) SPD T2	Included	18P
F2020MX	20 WAY (100A Main Switch) SPD T2	Included	24P

Main Switch Incomer (100A) With Surge (Double Bank)

Part No.	Usable Ways	Tail Clamp Compatible	Dimensions
F2021MX	21 WAY (10/11) (100A Main Switch) SPD T2	Included	28P
F2029MX	29 WAY (14/15) (100A Main Switch) SPD T2	Included	36P



* Example shown F2029MX

Consumer Units

BS EN 61439-3



Main Switch Incomer (100A)

Part No.	Usable Ways	Tail Clamp Compatible	Dimensions
F2004M	4 WAY (100A Main Switch)	No	6P
F2007M	7 WAY (100A Main Switch)	Yes	10P
F2011M	11 WAY (100A Main Switch)	Yes	14P
F2015M	15 WAY (100A Main Switch)	Yes	18P
F2021M	21 WAY (100A Main Switch)	Yes	24P

Main Switch Incomer (100A) (Double Bank)

Part No.	Usable Ways	Tail Clamp Compatible	Dimensions
F2022M	22 WAY (11/11) (100A Main Switch)	Yes	28P
F2030M	30 WAY (15/15) (100A Main Switch)	Yes	36P

* Example's shown
F2030M & F2022M



Dual Tariff

* Example shown F2014DT



Dual Tariff

Part No.	Usable Ways	Tail Clamp Compatible	Dimensions
F2014DT	14 WAY (7/7) 2x 100A Main Switch	No	18P


Dual Tariff (Double Bank)

Part No.	Usable Ways	Tail Clamp Compatible	Dimensions
F2020MDT	20 WAY (10/10) 2x 100A Main Switch	Yes	28P
F2030MDT	30 WAY (15/15) 2x 100A Main Switch	Yes	36P



* Example shown F2020MDT

Dual RCD (Type A) With T2 SPD



Dual RCD

Part No.	Usable Ways	Tail Clamp Compatible	Dimensions
F2006DXA	6 WAY SPD T2 (2x 80A 30mA RCD's TYPE A)	Yes	14P
F2010DX100	10 WAY SPD T2 (2x 100A 30mA RCD's TYPE A)	Yes	18P
F2010DXA	10 WAY SPD T2 (2x 80A 30mA RCD's TYPE A)	Yes	18P
F2016DX100	16 WAY SPD T2 (2x 100A 30mA RCD's TYPE A)	Yes	24P

Populated

Part No.	Usable Ways	MCB's	Tail Clamp Compatible	Dimensions
F210PMXA	10 WAY (6x MCB's) SPD T2 (2x 80A 30mA RCD's TYPE A)	6A x2, 16A x1, 32A x3	Yes	18P

Double Bank

Part No.	Usable Ways	Tail Clamp Compatible	Dimensions
F2027DX100	27 WAY SPD T2 (12/15) (2x 100A 30mA RCD's TYPE A)	Yes	14P

* Example shown F2006DXA





Dual RCD (Type A)

Part No.	Usable Ways	Tail Clamp Compatible	Dimensions
F2007DA	7 WAY (2x 80A 30mA RCD's TYPE A)	Yes	14P
F2011DA	11 WAY (2x 80A 30mA RCD's TYPE A)	Yes	18P
F2017DA	17 WAY (2x 80A 30mA RCD's TYPE A)	Yes	24P

RCD (Type A)

Part No.	Usable Ways	Tail Clamp Compatible	Dimensions
F2004RA	4 WAY (63A 30mA RCD TYPE A)	No	6P
F2007RA	7 WAY (80A 30mA RCD TYPE A)	Yes	10P

Flush Mounting Frames

Part No.	Description	Module
AFMF14	FLUSH FIT FRAME	14
AFMF18	FLUSH FIT FRAME	18
AFMF24	FLUSH FIT FRAME	24



* Examples shown AFMF & F2004RA

EV Charger Distribution



EV Charger Distribution With T2 SPD

Part No.	Description
EV32AX	100A M/S 32A (30mA 2P RCBO TYPE A + SPD T2)
EV40AX	100A M/S 40A (30mA 2P RCBO TYPE A + SPD T2)

EV Charger Distribution

Part No.	Description
EV32A	100A M/S 32A (30mA 2P RCBO TYPE A)
EV40A	100A M/S 40A (30mA 2P RCBO TYPE A)

EV Charger Distribution (Type B)

Part No.	Description
EV32B	63A (30mA TYPE B RCD + 32A MCB)
EV40B	63A (30mA TYPE B RCD + 40A MCB)

Garage Unit (Type A)

Part No.	Description
F100GRA	63A 30mA RCD + 6A & 16A MCB's TYPE A

Metal Enclosure

Part No.	Description
F1004E	4 MOD ENCLOSURE (Earth & neutral terminal bars)



Surge Protection

Suitable for TN,
TNC-S, TNC and
TT systems

* Example shown SPDCUKITT2



Surge Protection (Retro Fit) Enclosed

Part No.	Description
----------	-------------

F1M2SPD IN LINE T2 SPD & 100A MAIN SWITCH IN A METAL ENCLOSURE



Surge Protection Consumer Unit Kits

Part No.	Description
----------	-------------

SPDCUKITT2 T2 SPD DEVICE (18mm) WITH 32A MCB AND CABLES

SPDCUKITT1 T1 SPD DEVICE (36mm) WITH 63A MCB AND CABLES

RCD 2P

BS EN 61008-1

Type A

Part No.	Description
RTA1001002S	TYPE A 100A 100mA 2P RCD "S" TYPE
RTA100302	TYPE A 100A 30mA 2P RCD
RTA250302	TYPE A 25A 30mA 2P RCD
RTA400302	TYPE A 40A 30mA 2P RCD
RTA630302	TYPE A 63A 30mA 2P RCD
RTA800302	TYPE A 80A 30mA 2P RCD
RTA801002	TYPE A 80A 100mA 2P RCD



* Example shown RTA630302

* Example shown RTB630302



Type B

Part No.	Description
RTB630302	TYPE B 63A 30mA 2P RCD (72mm)

MCB 6KA 1P

BS EN 60898-1

B Curve

Part No.	Description
MT06B061	6A B CURVE MCB 6kA 1P
MT06B101	10A B CURVE MCB 6kA 1P
MT06B161	16A B CURVE MCB 6kA 1P
MT06B201	20A B CURVE MCB 6kA 1P
MT06B251	25A B CURVE MCB 6kA 1P
MT06B321	32A B CURVE MCB 6kA 1P
MT06B40	40A B CURVE MCB 6kA 1P
MT06B451	45A B CURVE MCB 6kA 1P
MT06B501	50A B CURVE MCB 6kA 1P
MT06B631	63A B CURVE MCB 6kA 1P

C Curve

Part No.	Description
MT06C061	6A C CURVE MCB 6kA 1P
MT06C101	10A C CURVE MCB 6kA 1P
MT06C161	16A C CURVE MCB 6kA 1P
MT06C201	20A C CURVE MCB 6kA 1P
MT06C251	25A C CURVE MCB 6kA 1P
MT06C321	32A C CURVE MCB 6kA 1P
MT06C401	40A C CURVE MCB 6kA 1P
MT06C501	50A C CURVE MCB 6kA 1P
MT06C631	63A C CURVE MCB 6kA 1P



* Examples shown MT06B501 & MT06C321

RCBO Mini 6KA (1P+N Switched)

(Type A) BS EN 61009-1

B Curve

Part No.	Description
RTAMB06	MINI 6A B RCBO 2P 30mA 6kA TYPE A
RTAMB10	MINI 10A B RCBO 2P 30mA 6kA TYPE A
RTAMB16	MINI 16A B RCBO 2P 30mA 6kA TYPE A
RTAMB20	MINI 20A B RCBO 2P 30mA 6kA TYPE A
RTAMB25	MINI 25A B RCBO 2P 30mA 6kA TYPE A
RTAMB32	MINI 32A B RCBO 2P 30mA 6kA TYPE A
RTAMB40	MINI 40A B RCBO 2P 30mA 6kA TYPE A

C Curve

Part No.	Description
RTAMC06	MINI 6A C RCBO 2P 30mA 6kA TYPE A
RTAMC10	MINI 10A C RCBO 2P 30mA 6kA TYPE A
RTAMC16	MINI 16A C RCBO 2P 30mA 6kA TYPE A
RTAMC20	MINI 20A C RCBO 2P 30mA 6kA TYPE A
RTAMC25	MINI 25A C RCBO 2P 30mA 6kA TYPE A
RTAMC32	MINI 32A C RCBO 2P 30mA 6kA TYPE A
RTAMC40	MINI 40A C RCBO 2P 30mA 6kA TYPE A

RCBO 6KA (Type A)

BS EN 61009-1



* Examples shown RTAMC06 and RTAMB06

Part No.	Description
RTA060630B	6A B RCBO 30mA 6kA TYPE A
RTA061030B	10A B RCBO 30mA 6kA TYPE A
RTA061630B	16A B RCBO 30mA 6kA TYPE A
RTA062030B	20A B RCBO 30mA 6kA TYPE A
RTA062530B	25A B RCBO 30mA 6kA TYPE A
RTA063230B	32A B RCBO 30mA 6kA TYPE A
RTA064030B	40A B RCBO 30mA 6kA TYPE A
RTA064530B	45A B RCBO 30mA 6kA TYPE A
RTA065030B	50A B RCBO 30mA 6kA TYPE A

Accessories



Bell Transformer

Part No.	Description	Module
ABTR	BELL TRANSFORMER 8V 1A	2
VOLTAGE	230V 50Hz	
MAXIMUM LOAD	8V/1A, 12V/0.67A, 24V/0.33A AC Resistive, 4A/250V Inductive	
TERMINAL CAPACITY	4mm ² /1.5Nm	



Module Blanks

Part No.	Description	Module
ADRB	MODULE BLANK DINRAIL MOUNTING (1PC)	1
AMBM	MODULE BLANKS METAL (6PCS)	6
AMBP	MODULE BLANKS ABS (12 PCS)	12

Tail Clamp



Part No.	Description
ACCF	TAIL CLAMP FOR LIVE AND NEUTRAL UP TO 25mm ² (To fit FuseBox consumer units on pages 6-9)

Lock Off Kit



Part No.	Description
CPL	LOCK OFF DEVICE inc. Padlock (MCB, Main Switch & RCBO)

Connector 100A

Part No.	Description	Module
IT1002U	100A 2-POLE CONNECTOR	2

Time Clock

Part No.	Description
TD1	Digital Time Clock 7 Day 1CH 150HR Reserve



* Example shown IT1002U



Main Switch / Isolator

Part No.	Description	Module
IT1002	100A 2-POLE ISOLATOR	2

Tail Gland



Part No.	Description
G32T	32mm TAIL GLAND for 25mm ² Live & Neutral, and 16mm ² Earth (QTY 1)

Changeover Switch

Part No.	Description
SCO125	125A Changeover Switch 1P + N In metal enclosure
SCO125SWB	125A Changeover Switch and Busbar (DIN Rail mounting)



* Example shown SCO125

Fused Switch

Part No.	Description
SF0100	100A FUSED SWITCH (inc. 63A, 80A, 100A gG Fuses)
DIMENSIONS (HxWxD)	260 x 156 x 94 (mm)
VOLTAGE	230V 50Hz
MAXIMUM LOAD	100A / AC21
FUSE SIZE / TYPE	22 X 58mm (Cylinder), gG (General Purpose)
IP RATING	IP20
KNOCKOUTS	Round knockouts top and bottom 25/32mm
FINISH	Smooth white epoxy powder finish to RAL9003
TAIL CLAMP	Yes (Maximum 25mm ²)
FUSES	63A, 80A, 100A
SF0100RA	100A 100mA Time delayed RCD Type A + Fuse Holder (inc. 63A, 80A, 100A gG Fuses)
FMS080	80A FUSED SWITCH (inc. cable shroud and ME080A Fuse)



* Example shown FMS080



* Example shown SF0100



* Example shown SF0100RA

Installation Contactors

Supplied With 2x9mm Heat Dissipation Spacers (+1)

Technical	INC202	INC402	INC254	INC634
No of Poles (N/O)	2	2	4	4
AC-7a (A)	20	40	25	63
AC-7b (A)	6.4	15	8.5	20
Ith (Thermal) (A)	20	40	25	63
Holding VA	2.7	4.6	4.6	6.5
Inrush VA	9.2	34	34	53
Dissipated W	1.2	1.6	1.6	2.1
Torque (Control Circuit)	0.8Nm	0.8Nm	0.8Nm	0.8Nm
Torque (Power Circuit)	0.8Nm	0.8Nm	0.8Nm	3.5Nm
Max Cable Capacity	4mm ²	16 mm ²	4 mm ²	16 mm ²
Module Width	18mm	36mm	36mm	54mm

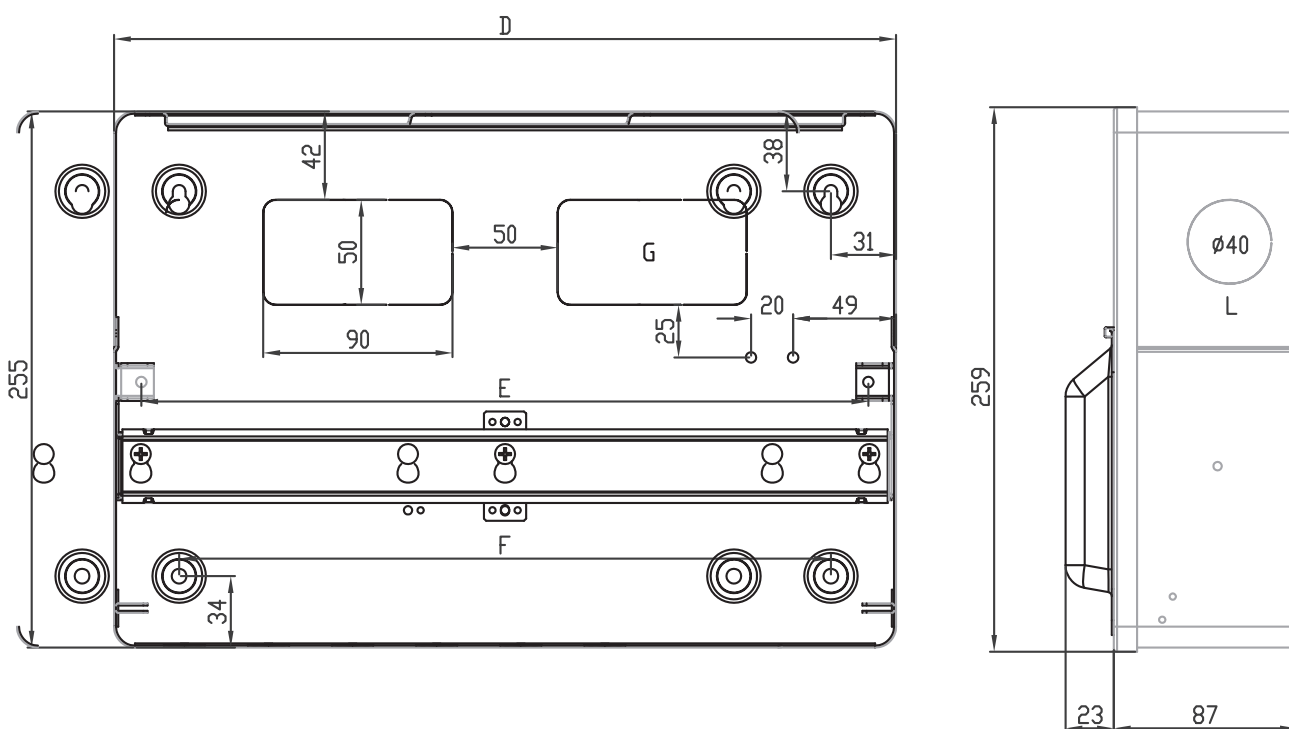


Part No.	Description	Module
INC202	20A 2P N/O 230V	1 (+1)
INC254	25A 4P N/O 230V	2 (+1)
INC402	40A 2P N/O 230V	2 (+1)
INC634	63A 4P N/O 230V	3 (+1)

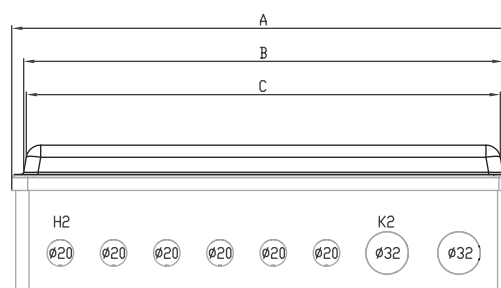
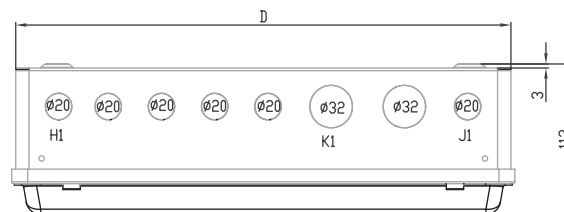
* Example shown INC402

Dimensions

6P, 10P, 14P, 18P & 24P

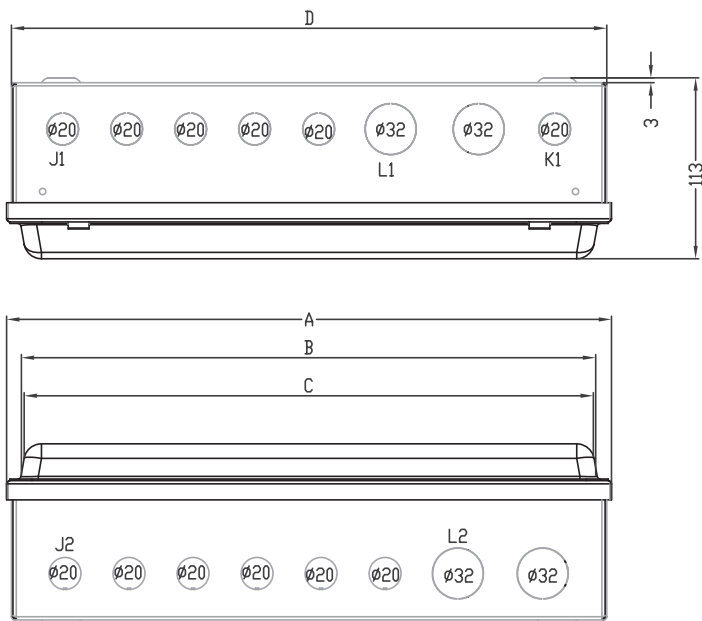
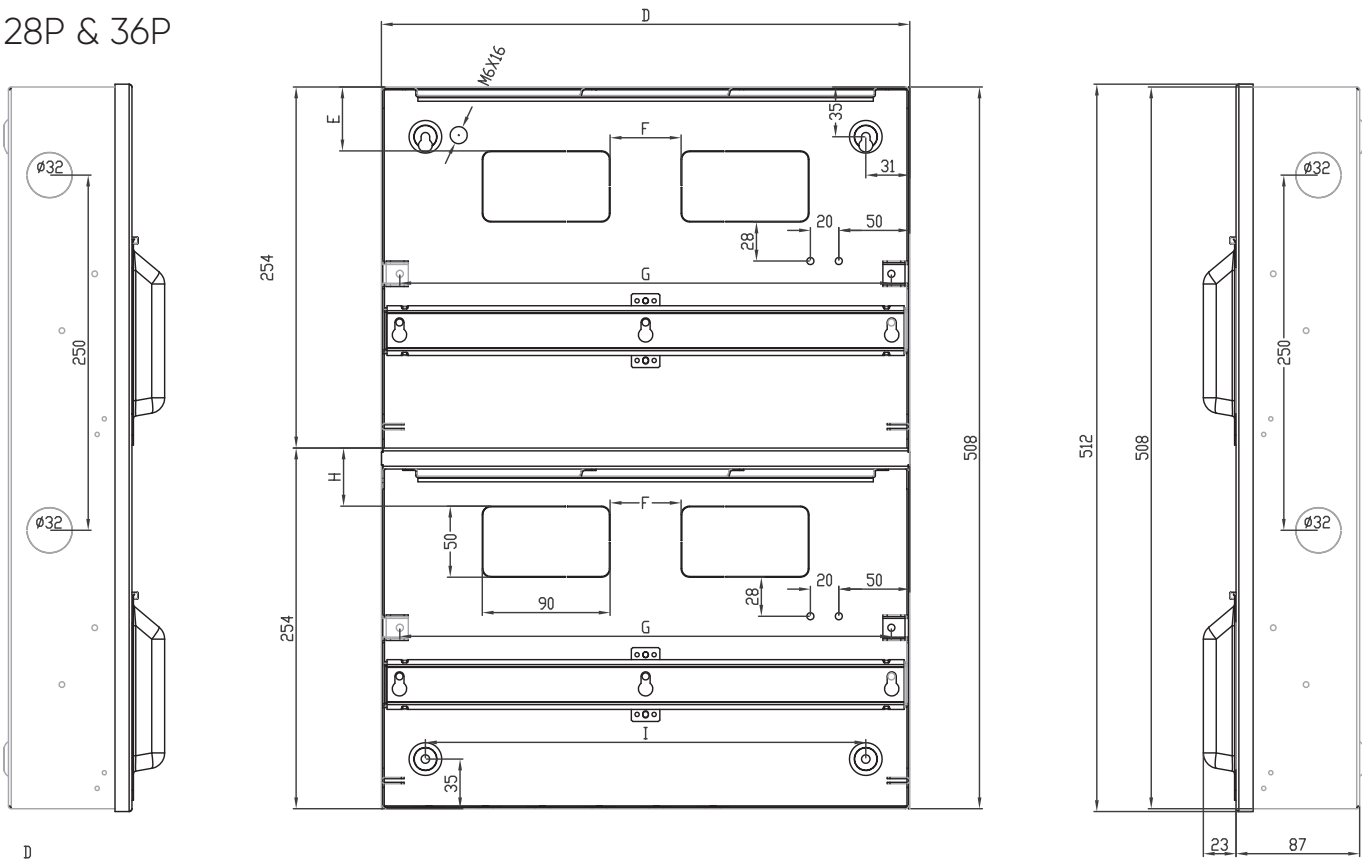


	6P	10P	14P	18P	24P
A	162	234	306	378	486
B	144	216	288	360	468
C	140	212	284	356	464
D	156	228	300	372	480
E	130	202	274	346	454
F	94	166	238	310	418
G	1	2	2	2	3
H1	1	1	3	5	7
H2	1	2	4	6	8
J1	0	1	1	1	1
K1	1	2	2	2	2
K2	1	2	2	2	2
K3	1	1	1	1	1
L	1	1	1	1	1



Dimensions

28P & 36P



	28P	36P
A	306	378
B	288	359
C	284	356
D	300	372
E	45	45
F	15	50
G	274	346
H	41	41
I	238	310
J1	3	5
L1	2	2
K1	1	1
J2	4	6
L2	2	2

FuseBox®

Arc Fault Detection Device (AFDD)


Product Code	Description	
AFDD060630B	AFDD RCBO 6A 30mA 1P+N TYPE A	18mm
AFDD061030B	AFDD RCBO 10A 30mA 1P+N TYPE A	18mm
AFDD061630B	AFDD RCBO 16A 30mA 1P+N TYPE A	18mm
AFDD062030B	AFDD RCBO 20A 30mA 1P+N TYPE A	18mm
AFDD062530B	AFDD RCBO 25A 30mA 1P+N TYPE	18mm
AFDD063230B	AFDD RCBO 32A 30mA 1P+N TYPE A	18mm
AFDD064030B	AFDD RCBO 40A 30mA 1P+N TYPE A	18mm



- FuseBox combined AFDD/ RCBO (1P+N) SWITCHED
- Fully compliant and 3rd party tested to BS EN 62606 / IEC 61009-1
- LED Fault indication
- Fits all FuseBox consumer units
- Replaces any FuseBox RCBO where additional ARC protection may be required
- Used for the protection against ARC FAULTS (SERIES AND PARALLEL), overload, short circuit and earth leakage
- Type A for AC and pulsating DC sensitivity
- Short circuit capacity of 6kA with a maximum rating of 40A

Photography is for illustrative purposes only and the product you receive may differ slightly due to continued product development.

FuseBox is the trading name of CP (Electric) Ltd. All goods are sold subject to CP (Electric) Ltd terms and conditions of sale.



01563 533 554
fusebox.co.uk