

# QuietAir

**Whisper**QUIET

**Ultra** LOW ENERGY

**Eco**START  
TECHNOLOGY

**A range of elegant, discreet axial fans that are supremely quiet and activate only when they are really needed, using exceptionally low energy**

- Extremely quiet, 25 dB(A)\*
- Delay start versions for two minutes avoids unnecessary use (especially at night), and saves energy
- Power consumption only 5 watts \*
- Longlife ball-bearing motor with 40,000 hours life
- IP45 - Install in Zone1 with an RCD
- Two speed options
- Twin flow - 75m<sup>3</sup>/hr\* Exceeds Building regulations  
- 90m<sup>3</sup>/hr Powerflow for longer duct runs
- High efficiency impeller
- Basic switching, timer, humidity and motion sensor versions
- Innovative "Room Refresh" option for programmable ventilation every 4,8,12 or 24 hours




## QuietAir combines contemporary design with ultra low noise levels and outstanding energy efficiency.

QuietAir 

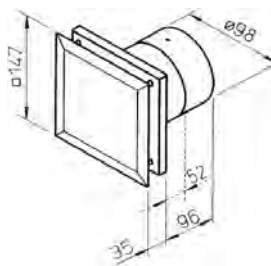
QuietAir sets new standards for the reliable, low cost ventilation of toilets, en-suites and bathrooms; and at just 25dB(A) you will hardly hear the fan running, even at night!

### Low Energy, High Tech!

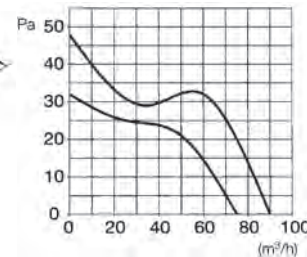
- High efficiency impeller delivers up to 60m<sup>3</sup>/hr through 12m of rigid ducting, including 90° bends
- Selectable flow on installation, second speed can be operated independently
- Integral flow straightener and back draught flap
- Low specific fan power for SAP assessments
- Delay start 2 minutes (can be overridden)
- Clip-on cover for ease of cleaning
- Innovative “Room Refresh” option (interval timer) programmable for automatic long term routine ventilation
- Complies with latest Building Regulations Approved Document F



### DIMENSIONS



### PERFORMANCE



### SPECIFICATION

Specification	QT100B	QT100T	QT100HT	QT100PIRT
Airflow m <sup>3</sup> /hr	75/90	75/90	75	75/90
L/sec	20.8/25	20.8/25	20.8/25	20.8/25
Airflow @ 31Pa m <sup>3</sup> /hr	60	60	60	60
L/sec	16.6	16.6	16.6	16.6
High Efficiency Impeller	Axial	Axial	Axial	Axial
Mounting	Wall/Ceiling	Wall/Ceiling	Wall/Ceiling	Wall/Ceiling
Sound Pressure dB(A) @3m	25/30	25/30	25/30	25/30
Delay Start (minutes)	No	2	2	No
Adjustable Timer (minutes)	-	6,12,15,21	6,12,15,21	15
Adjustable Humidity (%RH)	-	-	60%-90%	-
Power Watts	5/9	5/9	5/9	5/9
SFP@75m <sup>3</sup> /hr	0.24	0.24	0.24	0.24
Voltage	230/1/50-60Hz	230/1/50-60Hz	230/1/50-60Hz	230/1/50-60Hz
Rating	IP45	IP45	IP45	IP45
Max ambient temperature	40°C	40°C	40°C	40°C
Interval timer, auto start (hours)	-	4,8,12,24	-	-

ADF 162/10/09

Call: 01494 560 800 Visit: [www.airflow.com](http://www.airflow.com)

**AIRFLOW** 

**Airflow Developments Limited**  
Lancaster Road, Cressex Business Park  
High Wycombe, Buckinghamshire  
HP12 3QP, United Kingdom

E-mail: [info@airflow.co.uk](mailto:info@airflow.co.uk)  
Telephone: +44 (0) 1494 525252  
Facsimile: +44 (0) 1494 461073  
[www.airflow.com](http://www.airflow.com)



**AIRFLOW**  
**eco air**  
RANGE 