

Sollysta IP66
For the toughest environments





Protection
from dust and water

Manufactured from a tough, durable thermoplastic, the sollysta IP66 range is ideal for indoor and outdoor applications where wiring accessories may be vulnerable to the potentially harmful effects of dust or water ingress. The IP66 rating assures total protection from ingress of dust and protection against powerful water jets.

The range features:

- A unique dual action hinge allowing the lid to be opened a full 180 degrees for ease of plug insertion and switch operation.
- An extended enclosure and extra wide gel seal mean even moulded on plugs can be accommodated.
- Factory fitted soft gel seal fits snugly around power cables to maintain the IP66 rating in use with the lid fully closed.
- All enclosures are padlockable to prevent any unauthorised use.


Sollysta IP66 WXP

Beautifully safe

With its rugged goods looks and ease of operation you can be sure that sollysta IP66 will provide protection for your wiring accessories in even the toughest of environments.

A host of innovative design solutions provide both installer and end user with a range of products that are easy to work with and retain their good looks whatever the environment throws at them.

Best of all, whether it's the stylish wide rocker switch or the tough socket enclosure, its got sollysta inside.



The advantages for you:


- IP66 complete protection from dust and high pressure water jets
- Easy to open catch and unique 180 degree opening lid
- Suitable for moulded on plugs
- Padlock can be fitted to prevent unauthorised use

Technical data:

- IP66 rating conforms to BS EN 60529 : 1992
- Functional products tested and certified to appropriate British Standards Product range has been independently tested and certified
- Sollysta white moulded range inside

Quick tips

1



Suitable for moulded plugs

Extended enclosure and extra wide gel seal mean even moulded on plugs can be accommodated.

5



Soft sealing

The factory fitted soft gel seal fits snugly around power cables to maintain the IP66 rating in use with the lid fully closed.

2



Padlockable

A padlock of up to 5mm diameter shank can be fitted to the enclosure to prevent unauthorised use.



Drill out

If 25mm conduit is needed, then a clearly marked drill out position allows safe and precise use of a 25mm hole saw.

3



Knockouts

20mm cable entry knockouts are secure and easily removed by pushing out from the inside of the back box.



Drain

The drain feature can be drilled out using a 5mm drill (opening the drain hole will reduce the IP rating of the product).

4



180 degrees

With its unique dual action hinge, the lid of the box can be opened a full 180 degrees for ease of plug insertion and switch operation.



sollysta on the inside!

From the unique neutral loop terminal on our switches to the patented safety shutter in our sockets, its sollysta white moulded inside.

- Sockets and switches are from the unique and popular Sollysta White Moulded range.
- IP66 rating conforms to BS EN 60529 : 1992.
- Functional products tested and certified to appropriate British Standards.
- Robust and rugged enclosures designed to withstand the elements.
- Unique double hinge allows lid to fully open through 180 degrees.
- Fixing point for padlock.
- Cable entries (mm):
 90 x 90 = 4x20, 1x20 & 1x25
 103 x 116.5 = 4x20, 1x20 & 1x25
 164 x 116.5 = 6x20, 1x20 & 1x25



WXPPS12



WXPPS22

Wall Switches

Description	Dimensions (mm) h x w	Pack qty.	Cat ref.
10AX 1 Gang 2 Way Switch	90 x 90	1	WXPPS12
10AX 2 Gang 2 Way Switch	90 x 90	1	WXPPS22
20AX Double Pole 1 Gang 1 Way Switch	90 x 90	1	WXPDP84
10A 1 Gang Bell Push Switch	90 x 90	1	WXPPS12B

Socket Outlets

Description	Dimensions (mm) h x w	Pack qty.	Cat ref.
13A 1 Gang Double Pole Unswitched Socket	103 x 116.5	1	WXPSS81
13A 1 Gang Double Pole Switched Socket	103 x 116.5	1	WXPSS81
13A 2 Gang Double Pole Unswitched Socket	103 x 116.5	1	WXPSS82
13A 2 Gang Double Pole Switched Socket	164 x 116.5	1	WXPSS82

Fused Connection Unit

Description	Dimensions (mm) h x w	Pack qty.	Cat ref.
13A Double Pole Fused Connect Unit with Flex Outlet	103 x 116.5	1	WXPSSU83FO



WXPSS81





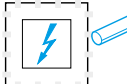
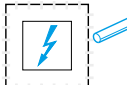


WXPSS82

The Ingress Protection (IP) for all low voltage enclosures up to 1000 V a.c. and 1500 V d.c. is defined in identical fashion by the standards EN 60529 - IEC 529 it comprises the letters IP followed by two character numerals and or additional/supplementary letters.

The first character numeral indicates the degree of protection provided by the enclosure against access to hazardous parts by preventing or limiting the ingress of a part of the human body or an object held by a person and ingress of solid foreign objects.

The first character numeral:

Protection against foreign objects

IP	Description
0	Non-protected
1	 Protected against solid objects \geq than 50mm
2	 Protected against solid objects \geq than 12.5mm
3	 Protected against solid objects \geq than 2.5mm
4	 Protected against solid objects \geq than 1.0mm
5	 Dust-protected
6	 Dust-tight

Additional letter (in option)





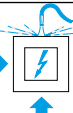

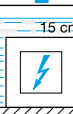

Protection of people against access to hazardous parts

	Description
A	Protected against access to hazardous parts with the back of the hand
B	Protected against access to hazardous parts with a finger
C	Protected against access to hazardous parts with a tool - ϕ 2.5mm
D	Protected against access to hazardous parts with a tool - ϕ 1mm

The second character numeral indicates the degree of protection provided by the enclosure with respect to harmful effects on the equipment due to the ingress of water. An X signifies that the tests are not applicable to the product.

The second character numeral:

Protection against ingress of water with harmful effects

IP	Description
0	Non-protected
1	 Protected against dripping water
2	 Protected against dripping water when tilted up to 15°
3	 Protected against spraying water
4	 Protected against splashing water
5	 Protected against jetting
6	 Protected against powerful jetting
7	 Protected against the effect of temporary immersion
8	 Protected against continuous immersion

Additional letter (in option)

Specific information on the product

	Description
H	High voltage apparatus
M	Motion during water test
S	Stationary during water test
W	Weather conditions

Hager Ltd.
Hortonwood 50
Telford
Shropshire
TF1 7FT

Sales Service Centre Hotline: 01952 675612
Sales Service Centre Faxline: 01952 675645
sales@hager.co.uk

Technical Helpline: 01952 675689
Technical Faxline: 01952 675557
technical@hager.co.uk
www.hager.co.uk

Hager Ltd. Ireland
Unit M2
Furry Park Industrial Estate
Swords Road
Santry
Dublin 9, D90 NY19
Ireland

Republic of Ireland Tel: 1890 551 502
Republic of Ireland Fax: 1890 551 503

Northern Ireland Tel 00 44 7968 147444
Northern Ireland Fax: 00 353 1 8869520
customer.service@hager.ie
www.hager.ie

